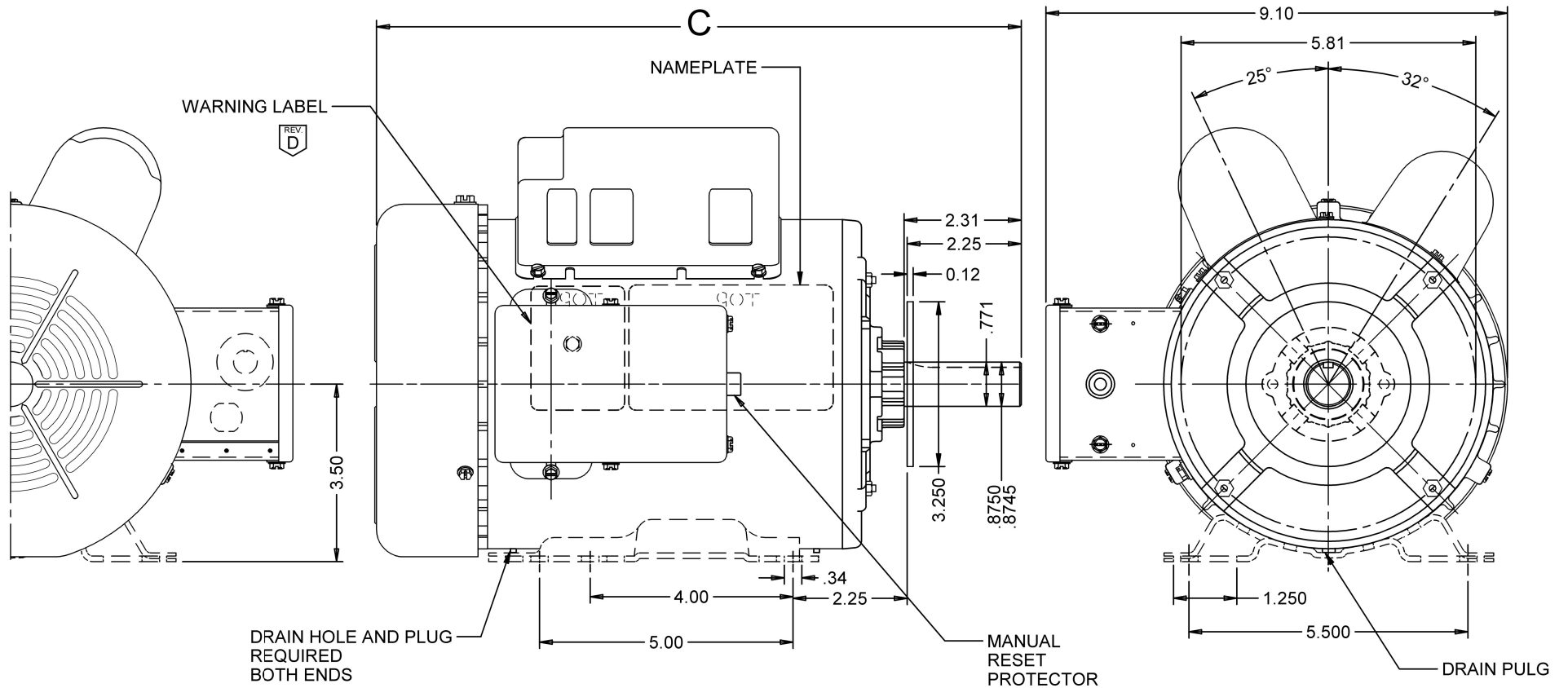




Catalog #: FD2CM2PHZ

Model_Number:	T063DJM1769015B
PRODUCT NAME:	2 HP - TEFC - 1725
PHASETYPE:	1_CAPACITOR START -
MOTOR ENCLOSURE:	TEFC
HORSEPOWER:	2
KILOWATTS:	1.5
POLES:	4
NUMBER SPEEDS:	1
RPM:	1725
HERTZ:	60
VOLTS PRIMARY:	115/230 V
VOLTS :	115
VOLTS 2:	230
FRME :	56
SHAFT CODE:	HZ
STATOR DIAMETER:	6.3
STACK:	4.25
MOUNTING:	RIGID BASE
MOTOR TYPE:	FHP
OPPOSITE END BEARING:	6205
SHAFT END BEARING:	6203
AMBIENT:	40
ROTATION:	REVERSIBLE
SERVICE FACTOR:	1
RUNCAPMFD:	60
RUNCAPVOLTS:	280
STARTCAPMFD:	896
SHIPPING WEIGHT:	50
THERMAL PROTECTION:	MANUAL RESET
BREAKDOWN TORQUE:	229.1
BREAKDOWN TORQUE UOM:	OZFT
LOCKED ROTOR TORQUE:	359.7
LOCKED ROTOR TORQUE UOM:	OZFT
INSULATION CLASS:	F
KVA CODE LETTER:	J
LOCKED ROTOR AMPS:	112.7
NEMA NOMINAL EFFICIENCY:	78.5
FULL LOAD AMPS PRIMARY:	20.0/10.0
SERVICE FACTOR AMPS PRIMARY:	20.0/10.0



VAR	MODEL	CATALOG NO.	C	HP	VOLTS	HZ	RPM	BASE REQUIREMENT	PROTECTOR	OBS
001	T63BVDJM-1769	FD2CM2PHZ	14.25	2	115/230	60	1725	YES	MANUAL	
002	T63CWDJM-1769	607056	14.25	2	115/230	60	1725	YES	MANUAL	

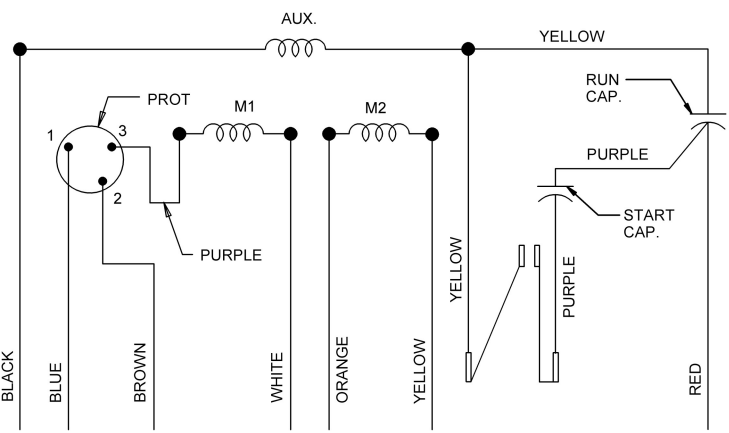
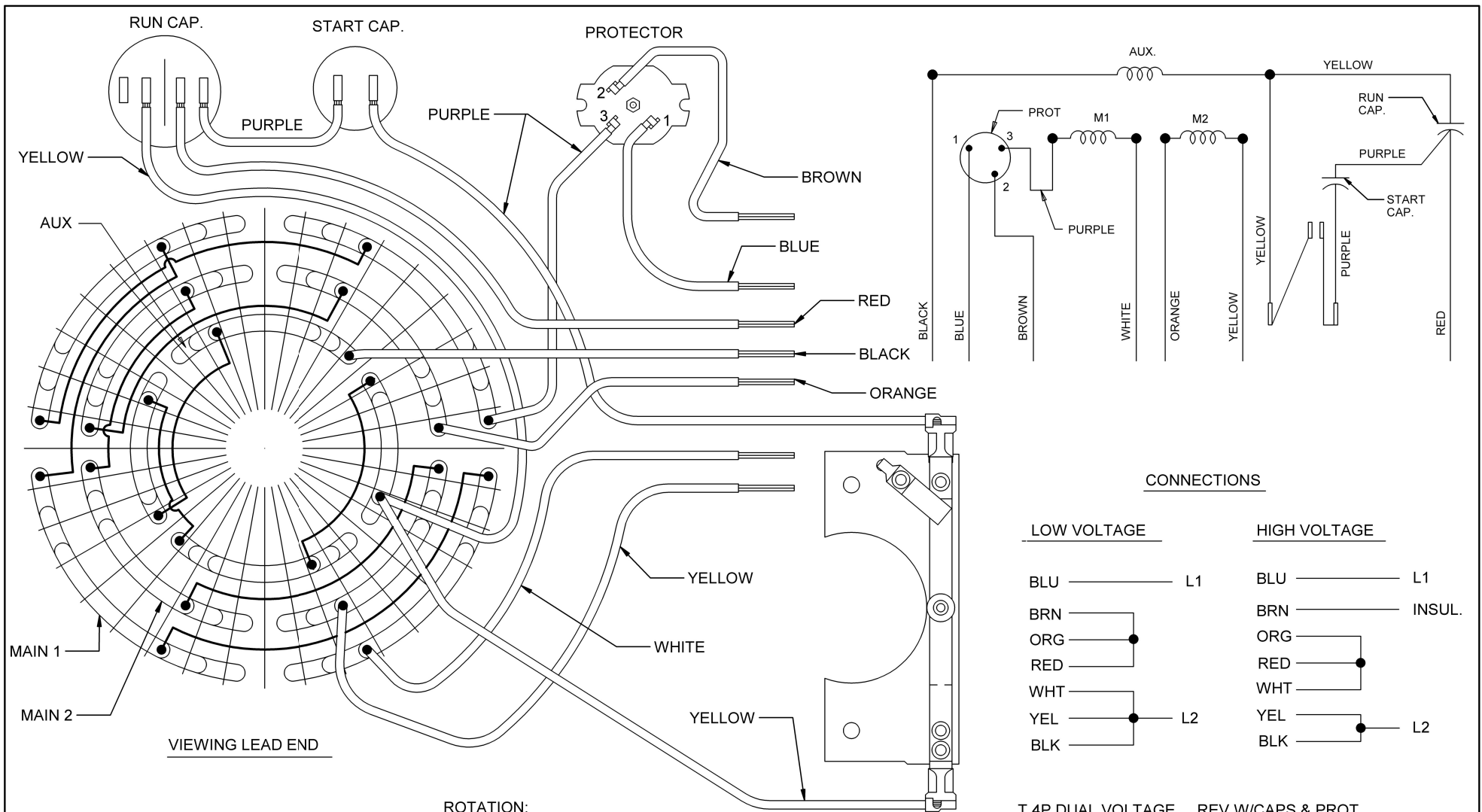
ROTATION: REVERSIBLE

SHEET NUMBER 1 OF 1		REV D	REVISION RECORD FOR: C4750-00	
			WARNING LABEL CHANGED	
REVISION DATE 28-NOV-11				
ISSUED BY J.G.SALINAS	REVIEWED BY B.CAMMACK	ENGINEER APPROVED B.CAMMACK		

INFORMATION DISCLOSED ON THIS DOCUMENT IS CONSIDERED PROPRIETARY AND SHALL NOT BE REPRODUCED OR DISCLOSED WITHOUT WRITTEN CONSENT OF NIDEC MOTOR CORPORATION

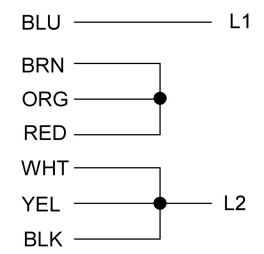
NIDEC MOTOR CORPORATION

ALL DIMENSIONS ARE FOR REFERENCE ONLY UNLESS TOLERANCE IS GIVEN

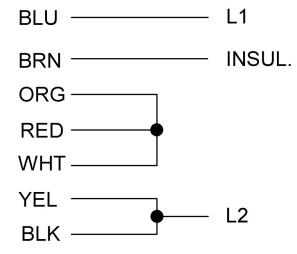


CONNECTIONS

LOW VOLTAGE



HIGH VOLTAGE



T 4P DUAL VOLTAGE REV W/CAPS & PROT

NOTE:
SECURE LEADS TO PREVENT
INTERFERENCE WITH MOVING PARTS.


ROTATION:
CCW SWITCH END REVERSIBLE
TO REVERSE ROTATION
INTERCHANGE BLACK AND
RED LEADS



NIDEC CONFIDENTIAL
NIDEC MOTOR CORPORATION 24-Sep-13

REVISION DESCRIPTION FOR: C8396-10 CHANGED MARKUP EMERSON TO NIDEC.	SCALE NONE TOLERANCES ON DIMENSIONS (UNLESS OTHERWISE SPECIFIED) INCHES ± .015 ANGLES X° = ±1°	UNITS IN mm	TITLE DIAGRAM OF CONNECTIONS	NIDEC MOTOR CORPORATION
MATERIAL:	ISSUED BY J.G.SALINAS CODE D04	APPROVED BY J.I.SALAZAR	REVISION DATE 24-SEP-2013	SHEET NUMBER 1 OF 1
MUST BE COMPLIANT TO RoHS DIRECTIVE EU 2002/95/IEC AND REGULATION EC 1907/2006 (REACH) AS AMENDED	DWG NO. 760959		REV A	DWG SIZE B

Special Application Agriculture Totally Enclosed Fan Cooled (TEFC) Agri Duty High Torque Single Phase, Capacitor Start



APPLICATIONS:

For powering agitators, augers, compressors, conveyors, feeders and hay hoists.
High torque motors are used on barn cleaners, manure pumps and silo unloaders.

FEATURES:

- Class F Insulation (140-210 Frame)
- 40°C Ambient, Continuous Duty
- Reversible Rotation
- F1 Assembly
- Steel Frames & Steel Welded Based (140-210 Frame)
- Manual Reset Thermal Overload Protector
- Steel Fan Cover & Conduit Box
- Non-Regreasable Double Shielded Bearings
- Shaft Slinger (140-210 Frame)
- Capacitor Start-Capacitor Run (3-10 HP)
- Low Temperature Grease

Footed

HP	RPM	Voltage	Frame	Catalog Number	List	Discount Symbol	SF	"C" Dim. (inches)	Ship Wt. (lbs)	Full Load Amps	Notes
1/3	1800	115/230	56	FD13CM2P	\$278	DS-3FMP	1.15	10.9	25	6.6/3.3	23
1/2	1800	115/230	56	FD12CM2P	\$324	DS-3FMP	1.15	11.4	27	9.0/4.5	23
3/4	1800	115/230	56	FD34CM2P	\$384	DS-3FMP	1.15	11.9	32	11.4/5.7	23
1	1800	115/230	143T	FD1CM2P14	\$684	DS-3F	1.15	12.8	32	15.0/7.5	23
	1800	115/230	56H	FD1CM2PZ	\$439	DS-3FMP	1.15	12.9	40	14.0/7.0	23
1 1/2	1800	115/230	145T	FD32CM2P14	\$473	DS-3SP	1.15	14.3	43	16.2/8.1	23
	1800	115/230	56H	FD32CM2PH	\$468	DS-3FMP	1.15	13.9	32	16.2/8.1	23
2	1800	115/230	182T	FD2CM2P18	\$779	DS-3SP	1.00	15.2	60	23.6/11.8	23
	1800	115/230	56HZ	FD2CM2PHZ	\$639	DS-3FMP	1.00	14.3	50	20.0/10.0	23
3	1800	230	184T	FD3CM2K18	\$1,045	DS-3SP	1.00	17.2	74	14.5	23
5	1800	230	184T	FD5CM2K18	\$1,307	DS-3SP	1.00	18.2	125	22.0	23
	1800	230	213T	FD5CM2K21	\$1,442	DS-3SP	1.00	19.6	180	23.0	23
7 1/2	1800	230	215T	FD7CM2K21	\$1,937	DS-3SP	1.00	22.1	147	30.0	23
10	1800	230	215T	FD10CM2K21	\$2,380	DS-3SP	1.00	22.1	180	38.0	23

C-Face Footed

HP	RPM	Voltage	Frame	Catalog Number	List	Discount Symbol	SF	"C" Dim. (inches)	Ship Wt. (lbs)	Full Load Amps	Notes
1/3	1800	115/230	56C	FD13CM2PC	\$370	DS-3FMP	1.15	10.9	21	6.6/3.3	23
1/2	1800	115/230	56C	FD12CM2PC	\$375	DS-3FMP	1.15	11.4	26	9.0/4.5	23
3/4	1800	115/230	56C	FD34CM2PC	\$447	DS-3FMP	1.15	11.9	30	11.4/5.7	23
1	1800	115/230	56HC	FD1CM2PHC	\$503	DS-3FMP	1.15	12.9	35	14.0/7.0	23
1 1/2	1800	115/208-230	56HC	FD32CPM2PHC	\$599	DS-3FMP	1.15	13.9	32	14.4/8.3-7.2	23
2	1800	115/230	145TC	FD2CM2PHC	\$704	DS-3FMP	1.15	14.4	32	18.9/9.4	23

C-Face Footless

HP	RPM	Voltage	Frame	Catalog Number	List	Discount Symbol	SF	"C" Dim. (inches)	Ship Wt. (lbs)	Full Load Amps	Notes
1/3	1800	115/230	56C	FD13CM2PCR	\$360	DS-3FMP	1.15	10.9	21	6.6/3.3	23
1/2	1800	115/230	56C	FD12CM2PCR	\$360	DS-3FMP	1.15	11.4	32	9.0/4.5	23
3/4	1800	115/230	56C	FD34CM2PCR	\$437	DS-3FMP	1.15	11.9	32	11.4/5.7	23
1	1800	115/230	56C	FD1CM2PCR	\$493	DS-3FMP	1.15	12.9	44	14.0/7.0	23
1 1/2	1800	115/230	56C	FD32CM2PCR	\$589	DS-3FMP	1.15	13.9	44	16.2/8.1	23

Note 23 Manual Reset Thermal Protector Overload